

AGORA

Cisotti & Laube

Frame: lounge chair, loveseat, benches: inner metal frame; cold injected polyurethane fr foam meets CA 117A






Metal Legs: steel in Segis powder coat finishes or chrome; see page 7

Wood Legs: beech in natural FA/02 or white aniline FA/03; see page 9

Fire retardant foam meets California Bulletin 117A

Heavy Duty Gros Grain Welting Colors: Taupe A, Maroon B, Charcoal C

Agora Tables: see page 77

	yds	sq-ft	com	1	2	3-col	4	5	6	7	8-L1	9	10-L2	wt
LOUNGE CHAIR 27.5w, 27.5d, 30h, 18sh 							02 chrome		add 99					
I200 (steel legs)	2.75	50	2,103	2,309	2,419	2,529	2,639	2,749	2,859	2,969	3,079	3,189	3,299	47
I210 (beech legs)	2.75	50	2,257	2,463	2,573	2,683	2,793	2,903	3,013	3,123	3,233	3,343	3,453	47
LOVESEAT 54w, 27.5d, 30h, 18ah 							02 chrome		add 99					
I201 (steel legs)	4.5	81	2,887	3,225	3,405	3,585	3,765	3,945	4,125	4,305	4,485	4,665	4,845	86
I211 (beech legs)	4.5	81	3,136	3,474	3,654	3,834	4,014	4,194	4,374	4,554	4,734	4,914	5,094	86
OTTOMAN 29dia, 18.5h I204 							casters		add 30					
	2	36	1,247	1,397	1,477	1,557	1,637	1,717	1,797	1,877	1,957	2,037	2,117	30
LARGE OTTOMAN 48.5dia, 18.5h I205 							casters		add 30					
	3.5	63	2,580	2,843	2,983	3,123	3,263	3,403	3,543	3,683	3,823	3,963	4,103	67
OTTOMAN-STOOL 16.5dia, 18.5h I213 														
	1.5	27	528	641	701	761	821	881	941	1,001	1,061	1,121	1,181	15
I215	1.5	27	595	708	768	828	888	948	1,008	1,068	1,128	1,188	1,248	15