




GRACE

Studio Esseci

Seat - Back: Inner steel frame; fire retardant cold-injected polyurethane foam

Fire retardant foam meets California Bulletin 117A

Legs: wood finishes on page 9; metal powder coat colors on page 7

	yds	sq-ft	com	1	2	3-col	4	5	6	7	8-L1	9	10-L2	wt
CHAIR Solid beech wood legs in natural FA/02, white aniline FA/03, or dark walnut FG/07. Specify felt or metal glides 22.5w, 22.5d, 31h, 18sh, 24.5ah SM900 	2	36	1692	1,842	1,922	2,002	2,082	2,162	2,242	2,322	2,402	2,482	2,562	26
SLED BASE CHAIR Steel rod 12 mm base in Segis powder coat finishes; thermoplastic glides 22.5w, 22.5d, 31h, 18sh, 24.5ah S0901 	2	36	1468	1,618	1,698	1,778	1,858	1,938	2,018	2,098	2,178	2,258	2,338	35
SWIVEL BASE CHAIR 4 star swivel blade steel base in Segis powder coat finishes; thermoplastic glides 22.5w, 21.5d, 31h, 18sh, 24.5ah S0903 	2	36	1666	1,816	1,896	1,976	2,056	2,136	2,216	2,296	2,376	2,456	2,536	49